

PCB Magazines Series 600 / 700

for automated assembly lines



Automation Requires Precision

Precision, stability and flexible handling are important features for the use of the PCB Magazines in automated assembly lines.

The stable and robust frame construction guarantees a long lasting use of the cab magazine in your production.

The rack walls are manufactured from conductive material.

Metal magazine

For high mechanical or temperature use we offer the magazine with metal rack walls.



PCB Magazines Series 600 / 700



Series 600 - Width adjustment by screw clamp

The series 600 is cost effective alternative with a simple width adjustment. By backing off the four screw clamps the moveable rack wall can be pushed to the necessary PCB width.




Series 700 - Width adjustment by gear belt

Handling different PCB sizes the magazines have to be adjusted to the PCB width quite often. The PCB Magazines of the series 700 are adjusted to the necessary PCB width within seconds.



Transport safety

To secure the PCBs while transporting the magazine, a safety bar is mounted on the front and back side of the rack wall.



Stackable

The magazines can be stacked and secured space saving by four support guides on the top of the plate.



Reversible

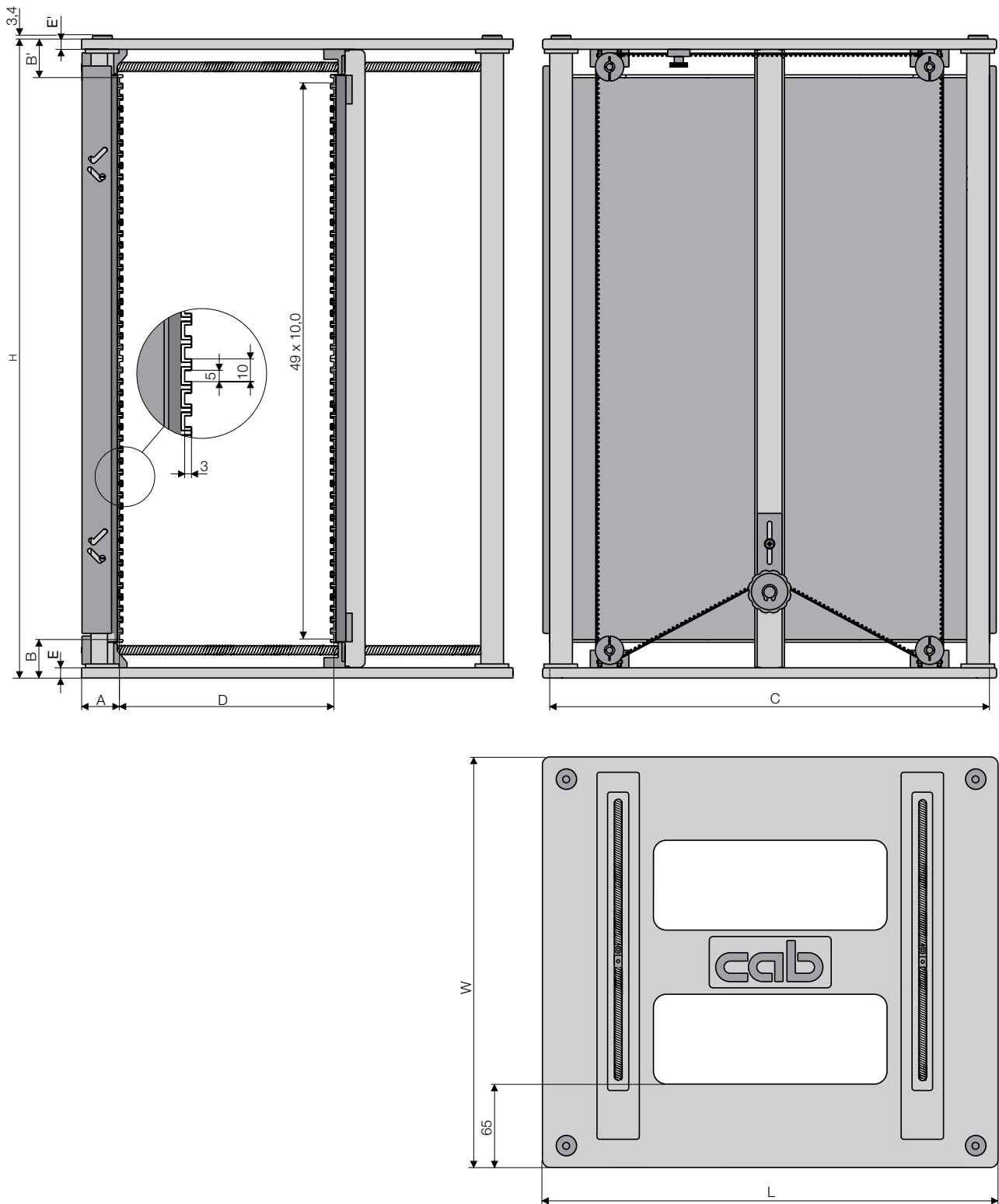
Through to the vertical symmetry all magazines can be placed upside down to work on double sided PCBs. The stacking locator knobs must be replaced.



Slot lock

To lock the slots of series 600.1/2 and 700.1/2 PCB magazines

Technical data





PCB Magazines Series 600 / 700

Delivery program / Dimensions

Type	Part No.	Temperature		Weight kg	PCB						Cover/ basem.		A mm	B mm	B' mm	E mm	E' mm	Pitch mm	Insertions	Screws	Gear belt	Stackable	Reverse operation
		C° Insertions	C° Ambient		External measurements			Width D		Length C	Dye cast aluminium	Steel sheet											
					L mm	W mm	H mm	min. mm	max. mm														
601.1	8917601	60	50	5,6	355	320	563	40	250	342	■	-	34	34	34	9	9	10	50	■	-	■	■
601.2	8916601	130	100	5,9																			
601.3	8915601	200	200	6,9																			
602.1	8917602	60	50	5,8	400	320	563	40	250	387	■	-	34	34	34	9	9	10	50	■	-	■	■
602.2	8916602	130	100	6,1																			
602.3	8915602	200	200	7,2																			
603.1	8917603	60	50	6,2	400	380	563	40	310	387	■	-	34	34	34	9	9	10	50	■	-	■	■
603.2	8916603	130	100	6,5																			
603.3	8915603	200	200	7,6																			
701.1	8917701	60	50	5,6	355	320	563	40	250	342	■	-	34	34	34	9	9	10	50	-	■	■	■
701.2	8916701	130	80	5,9																			
701.3	8915701	200	100	6,9																			
702.1	8917702	60	50	5,8	400	320	563	40	250	387	■	-	34	34	34	9	9	10	50	-	■	■	■
702.2	8916702	130	80	6,1																			
702.3	8915702	200	100	7,2																			
703.1	8917703	60	50	6,2	400	380	563	40	310	387	■	-	34	34	34	9	9	10	50	-	■	■	■
703.2	8916703	130	80	6,5																			
703.3	8915703	200	100	7,6																			
704.1	8917704	60	50	7,8	460	400	563	10	330	447	-	■	34	34	34	9	9	10	50	-	■	■	■
704.2	8916704	130	80	8,0																			
704.3	8915704	200	100	9,5																			
705.2	8916705	130	80	8,7	535	380	570	10	310	522	-	■	34	41	34	16	9	10	50	-	■	■	-
705.3	8915705	200	100	10,1																			
715.2	8916715	130	80	8,7	535	380	563	10	310	522	-	■	34	34	34	9	9	10	50	-	■	■	■
715.3	8915715	200	100	10,1																			
706.2	8916706	130	80	9,5	535	460	570	10	390	522	-	■	34	41	34	16	9	10	50	-	■	■	-
706.3	8915706	200	100	10,9																			
716.2	8916716	130	80	9,5	535	460	563	10	390	522	-	■	34	34	34	9	9	10	50	-	■	■	■
716.3	8915716	200	100	10,9																			
707.2	8916707	130	80	9,7	535	530	570	10	460	522	-	■	34	34	41	9	16	10	50	-	■	■	-
707.3	8915707	200	100	11,1																			
717.2	8916717	130	80	9,7	535	530	563	10	460	522	-	■	34	34	34	9	9	10	50	-	■	■	■
717.3	8915717	200	100	11,1																			
708.2	8916708	130	80	9,6	535	470	570	10	400	522	-	■	34	41	34	16	9	10	50	-	■	■	-
708.3	8915708	200	100	11,0																			
718.2	8916718	130	80	9,6	535	470	563	10	400	522	-	■	34	34	34	9	9	10	50	-	■	■	■
718.3	8915718	200	100	11,0																			
709.2	8916709	130	80	9,6	535	580	570	10	510	522	-	■	34	41	34	16	9	10	50	-	■	■	-
709.3	8915709	200	100	11,2																			
719.2	8916719	130	80	9,6	535	580	563	10	510	522	-	■	34	34	34	9	9	10	50	-	■	■	■
719.3	8915719	200	100	11,2																			

The PCB-magazines xxx.1 and xxx.2 are delivered partially assembled. Assembled magazines can be ordered with additional article numbers. All metal magazines are delivered assembled: 60X.3-series reversible version, 70X.3-series stackable version.

	DL31001	Assembled with staple neps
	DL 31002	Assembled for reserve operation

Series		Material side wall	Surface resistance
60x.1	70x.1	Polystyrene	as per DIN EN 61340-5-1 < 10 ⁹
60x.2	70x.2	Polycarbonate	
60x.3	70x.3	Metal*	
ESD Protection cover Permatat conductive discharge			

*Measured from rack wall to frame

ESD Protection cover

Permatat® ESD protection cover, stable and tearproof

Color: pink
Thickness: 150 µm (PU = 10 pcs.)

For further information see page 21.



Special magazines

cab supplies special magazines on request for specific applications. Please contact us.



Twin magazine for long PCBs

The PCB magazines are mounted with torsion resistance so that you can, for example, safely store and transport PCBs with a length of up to 787 mm in two PCB magazines of type 702.2-2.

Rack wall material: polycarbonate.

Delivery: fully assembled.

Type	Part No.	Temperature			External measurements			PCB		
		°C Insertions	°C Ambient	Weight kg	L mm	W mm	H mm	Width D		Length C
								min. mm	max. mm	max. mm
701.2-2	8916712	130	100	12,3	710	320	563	40	250	697
702.2-2	8916722	130	100	12,7	800	320	563	40	250	787
703.2-2	8916732	130	100	13,5	800	380	563	40	310	787




Triple magazine for long PCBs

The PCB magazines are mounted with torsion resistance so that you can, for example, safely store and transport PCBs with a length of up to 1187 mm in three PCB magazines of type 702.2-3.

Rack wall material: polycarbonate.

Delivery: fully assembled.

Type	Part No.	Temperature			External measurements			PCB		
		°C Insertions	°C Ambient	Weight kg	L mm	W mm	H mm	Width D		Length C
								min. mm	max. mm	max. mm
701.2-3	8916713	130	100	18,7	1065	320	563	40	250	1052
702.2-3	8916723	130	100	19,3	1200	320	563	40	250	1187
703.2-3	8916733	130	100	20,5	1200	380	563	40	310	1187



Double capacity through parallel slide-in units

A series 600 magazine can hold up to 100 PCBs. PCB magazines with 2 side-by-side slide-in units can be used for holding narrow PCBs.

Rack wall material: polystyrene, polycarbonate, metal.

Type	Part No.	Temperature			External measurements			PCB		
		°C Insertions	°C Ambient	Weight kg	L mm	W mm	H mm	Width D		Length C
								min. mm	max. mm	max. mm
601.1-P	8916435	60	50	355	320	563	40	100	342	
601.2-P	8915485	130	100	355	320	563	40	100	342	
603.2-P	8916425	130	100	400	380	563	40	130	387	
603.3-P	8916395	200	200	400	380	563	40	130	387	

Special magazines



Low height

PCB magazines with a low height, for example, for use in annealing furnaces. Reducing the height also prevents overloading with heavy PCBs, or if goods holders are used.

Rack wall material: metal.

Type	Part No.	Temperature		Weight kg	External measurements			Insertions	Screws	Gear belt
		°C Insertions	°C Ambient		L mm	W mm	H mm			
601.3	8916130	200	200	5,5	355	320	343	28	■	-
701.3	8916410	200	100	5,9	355	320	263	20	-	■
701.3	8916175	200	100	6,1	355	320	343	28	-	■



ESD protection cover

Permastat® ESD protection cover, stable and tearproof, protects the PCBs in the magazine from contamination.

Type	Part No.
601/701	8916411
602/702	8916412
603/703	8916413
704	8916414
706/716	8916416
707/717	8916417

Protection cover for further models on request



Slot lock

Clipping and removal without additional tools;
When slot locks are in use, maximum PCB width adjustment is reduced by 3 mm.

Pos.	Part No.	Product	Pack size
1.1	8916571	Slot lock 1 (onefold)	100
1.2	8916575	Slot lock 5 (fivefold)	20

