


Main Body Size



Fuji Flexible Placement Platform

Supported heads

	DX	V12	H12HS	H08M	H02F	H01	OF
Nozzle quantity	12/4/1	12		8	2	1	1 (or 1 claw)
Production capability (cph)	25,000(R12)/ 11,000(R4)/5,000(S1)	26,000 (V-advance: 27,000)	22,500	13,000	5,500	4,200	3,000
Applicable part size (mm)	0402 (01005") to 74 x 74 (32 x 100) Height: Up to 25.4	0402 (01005") to 7.5 x 7.5 Height: Up to 3.0		0603 (0201") to 45 x 45 Height: Up to 13.0	1608 (0603") to 74 x 74 (32 x 180) Height: Up to 25.4		1608 (0603") to 74 x 74 (32 x 180) Height: Up to 38.1
Parts presence check	○ (R12, parts height up to 3 mm) ^{*1}	○	○ (H12HSQ)	○ (H08MQ)	○		×
Parts packaging	Tape	○	○	○	○		○
	Stick	○ (When R4 or S1)	×	○	○		○
	Tray	○ (When R4 or S1)	×	○	○		○

Basic specifications

Applicable panel size (L x W)	48 x 48 mm to 759 x 318 mm (double conveyor and dual transport) 48 x 48 mm to 759 x 586 mm (double conveyor and single transport) 48 x 48 mm to 759 x 686 mm (single conveyor) <small>*Transport of panels up to L = 908 mm is possible, but over 759 mm is outside the placement range.</small>
Reel capacity	Up to 180 (when using 8 mm tape)
PCB loading time	Double conveyor: 0 sec for dual transport, 4.2 sec for single transport; Single conveyor: 4.2 sec Double conveyor: 0 sec for dual transport, 3.2 sec for single transport (includes AB multi production); Single conveyor: 3.2 sec ^{*2}
Placement accuracy (Fiducial mark standard)	DX (R12) / V12 / H12HS (Q): ± 0.038 (±0.050) mm (3σ) cpk ≥ 1.00 * DX (R4) / H08M (Q): ± 0.040 mm (3σ) cpk ≥ 1.00 OF: ± 0.050 mm (3σ) cpk ≥ 1.00 DX (S1) / H02F / H01: ± 0.030 mm (3σ) cpk ≥ 1.00 <small>* ±0.038 mm is for placement of rectangular chips under optimal conditions at Fuji (with high accuracy tuning).</small>
Weight	2 robot type: 2,750 kg, 4 robot type: 2,950 kg (main body only)
Power supply, air consumption	3 phase 200 to 230 V ± 10 %, 0.5 MPa 120 L / min (A.N.R)

*1 R4 is not supported. *2 When using buffer conveyance + overlap conveyance + high speed conveyance

FUJI MACHINE MFG. CO., LTD.

19 Chausuyama Yamamachi Chiryu-shi Aichi-ken 472-8686 Japan
Tel: +81 566 81 2110 Fax: +81 566 83 1140

<http://www.fuji.co.jp>

- The contents of this catalog are subject to change without notice due to constant product development.
- Contact Fuji or a Fuji representative before transporting this product to a foreign location
- within your company or selling it to a third party within your country or a different country. The information in this catalog is current as of July, 2015.

© 2015 FUJI MACHINE MFG. CO., LTD. All Rights Reserved.

Cat.No.AIMEXII_2015.Jul_E

3 kinds of flexibility

- Component flexibility
- PCB size flexibility
- Production flexibility

As well as the ability to load up to 180 parts in tape, using the OF head means support for a wide range of odd-form parts. This allows the machine to place parts up to 38.1 mm (1.5 inches) in height such as the relays and LAN connectors that are commonly used for automotive panels and motherboards.

The AIMEX II supports small PCBs from 48 x 48 mm to very large PCBs up to 759 x 686 mm.

A new function enables vision processing data adjustments to be made quickly and at the machine, which speeds up the process of introducing a new job to the line. This on-machine software can create vision processing data automatically based on the actual image of parts. All the operator needs to do is confirm the image is correct and then production can restart, greatly improving efficiency during New Product Introduction (NPI).

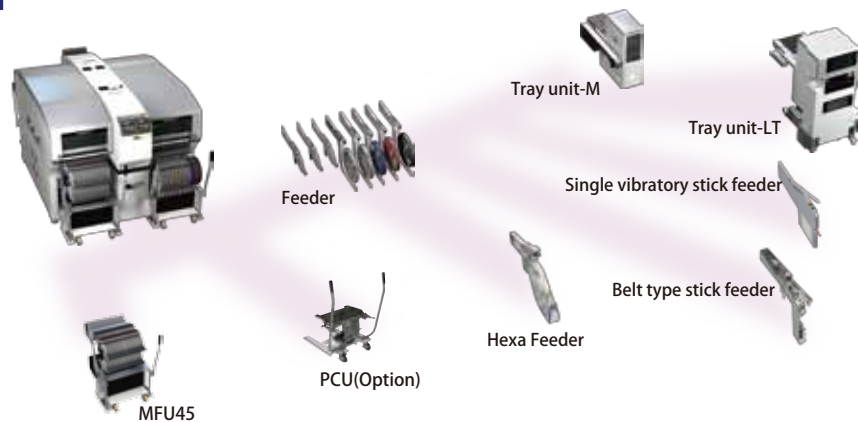
A double conveyor allows dual lane production of different panels at the same time. This production method enables changeover at one lane to be performed while production continues at the other, helping you to reduce lead times for your products.



Handles a Wide Range of Parts

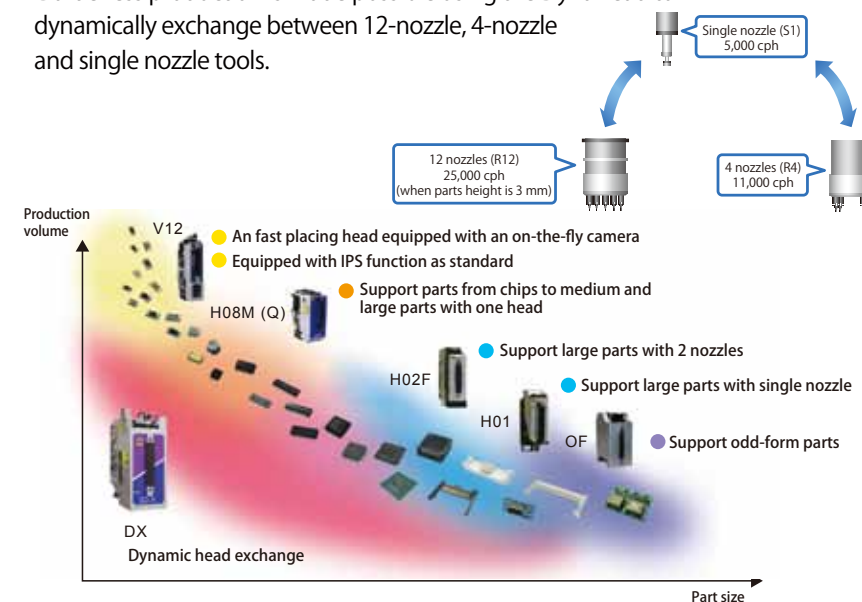
Flexible part supply

- As well as standard tape and HexaFeeders, tray units and stick feeders can be loaded to enable flexible support for various production needs.
- Using the newly developed Hexa Feeder enables six 8 mm feeders to be loaded at just 4 slots on the machine. This means a total of 268 part types can be loaded.
- Because the AIMEX II uses many of the same units as the NXT series, you can make the best use of existing assets. (*Some units are not compatible)



Newly developed DynaHead (DX) added to the lineup

- Dynamic exchange during production to the best tool for the job
- Borderless production is made possible using the DynaHead to dynamically exchange between 12-nozzle, 4-nozzle and single nozzle tools.



Supports a Wide Range of Panels

Optimum Conveyance Line

You can select either a double conveyor or single conveyor to match your production needs. The double conveyor can be used for high-volume production of the same panel, or for different panels in each lane.

Single conveyor (maximum 759 x 686 mm large panel support)



Double conveyor (flexible panel size support)



Dual lane conveyance: (L x W)
48 x 48 mm to 759 x 318 mm

Single lane conveyance: (L x W)
48 x 48 mm to 759 x 586 mm

Production flexibility



1. Automatically recreates vision processing data
2. Check results
3. Restart production

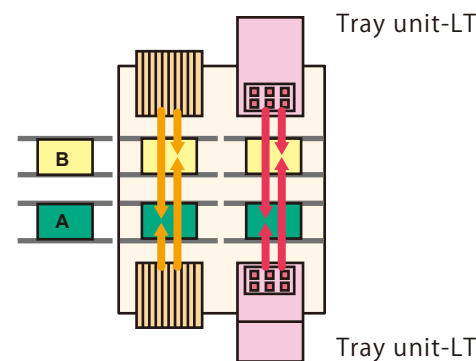
Work time has been lowered by **82%** compared to previously (under conditions at Fuji)

Efficient support for New Production Introduction (NPI)

- A faster system for adjusting data and recovering from errors to enable production of new products to be started more efficiently
- A tool for easily adjusting vision processing data
- Machine can recreate vision processing data automatically

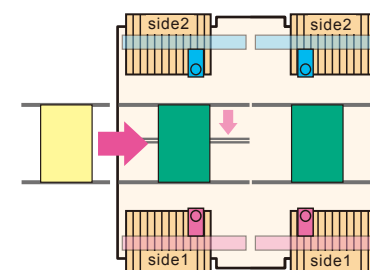
Tray Unit Versatility

Tray units can be loaded alongside tape feeders to achieve an optimal balance over the entire machine. Also, because tray units can be loaded at the front and rear, optimization of both lanes can be achieved even when placing tray parts.



Overlapping conveyance

While conveying the completed panel to the next stage, loading of the next panel for production is started. This reduces the panel loading time.



While conveying the completed panel to the next stage, loading of the next panel for production is started.

Improved productivity

By using V12 heads with the on-the-fly camera and moving the feeder pallet positions forward (V-Advance), the distance between pickup and placing is reduced and throughput is increased.



26,000CPH → **27,000CPH**

The AIMEX II has a new conveyor that can handle a wide range of panels from small panels for devices such as smart phones to large panels used for LCD televisions. It also has great part supply flexibility, with space to supply a large number of parts in both tape and trays. This makes the AIMEX II a true all-in-one machine suitable for everything from trial runs to mass volume production.