




SCHEUGENPFLUG AG
METERING AND DISPENSING TECHNOLOGY

Material Preparation and Feeding 04 | 13

MATERIAL FEEDING UNIT A220



PATENTED VACUUM BARREL FOLLOWER PLATE

Prevents unnecessary material consumption during barrel change-over

Continuous material flow thanks to smoothed surface

No extra vacuum chamber needed

No manual evacuation necessary

FULLY AUTOMATED DOCKING PROCEDURE

Docking takes less than 5 minutes

FULLY AUTOMATED PRESSURE REGULATION

Automatic control and monitoring function

Interpolation of static and dynamic pressure

ERGONOMIC BARREL CHANGE-OVER

Slide-out hobcock drawer for easy barrel change-over

CONTROL UNIT SCHEUGENPFLUG SCP200

Simple operation through self-explanatory controls on touch screen display

MATERIAL FEEDING UNIT A220



Material feeding unit A220 two component

Material feeding unit A220

Data sheet on request.



MATERIAL FEEDING UNIT A220

Reliable Material Feeding Unit for Highly Viscous Dispensing Media. Loading of Material From 20-Litre Drums With the Patented Scheugenpflug Barrel Follower Plate.

The barrel (hobcock, pail) is positioned on the ergonomic hobcock drawer. After closing the safety door, the operator initiates docking via the controls. This lowers the vacuum barrel follower plate into the drum where the follower plate attaches itself onto the material surface without trapping air. The actual material feeding is done by a scooping piston pump. It starts fully automatically. When the barrel is nearly empty and when it is empty a filling level sensor alerts the operator. The follower plate is discarded together with the empty drum, because it is a disposable product.

Used for | Materials:

- One and two component
- Highly viscous, thixotropic
- Non-abrasive
- Non-filled

Examples: Pastes, adhesives, grease, silicones, sealants, etc.

Usage:

Material feeding e.g. for applying sealant or adhesive beads and dams (dam&fill)

Equipment:

- Scheugenpflug SCP200 Control Unit
- Scooping piston pump
- Vacuum system for barrel follower plate
- Filling level monitoring with linear measurement
- Accepts 20-litre single-use drums or barrels
- Safety door
- Rack on castors
- Hobcock drawer with drum centring unit

Optional:

- Barcode scanner for barrel tracking
- Air conditioner

Possible Uses and Configurations:

Can be configured as manual work station with a tabletop stand, or it can be placed in a production cell and/or integrated in a full production line.

- Dos P Series (piston dispenser)
- CNCell systems

Technical Data:

- W x H x D (1C) 900 x 1850 x 700 mm
- W x H x D (2C) 1500 x 1850 x 700 mm
- Weight: 200 kg (1C)
330 kg (2C)
- Power supply: 3~ 400 V, 50/60 Hz, CEE 16 A
- Drums:
 - Inner diameter 285 mm
 - Outer diameter (base) 305 mm
 - Maximum height 420 mm
- Feeding volume per stroke: 30 cm³

Set-up example:
Manual work station Dos A220 comprising material feeding unit A220 and piston dispenser (two component, 1 nozzle) on stand



Data sheet on request.

PREVENTION OF UNNECESSARY MATERIAL CONSUMPTION

No contamination with encrusted material residues from previously used drums or barrels (disposable product)

Minimal material waste per barrel change

Nearly complete emptying of drums and barrels

BUBBLE-FREE DOCKING

Ultimate process reliability

RAPID BARREL CHANGE-OVER

Fully automated docking

No mechanical removal of product residues needed

No manual evacuation necessary during barrel change-over

VACUUM BARREL FOLLOWER PLATE FOR A220/A280




Intelligent Investment for Ongoing Production Cost-Effectiveness.


The patented vacuum barrel follower plate is used in the Scheugenpflug A220 and A280 systems. It was developed specifically for feeding highly viscous dispensing media directly from a hobcock or drum. Compared to conventional barrel follower plate systems the Scheugenpflug barrel follower plate prevents air from being absorbed during the docking procedure. At the same time, the material surface is smoothed, which further helps to stabilise the material flow. This way, flaws are prevented already at the beginning of the process chain.

The barrel follower plate is made of polyethylene (PE), which guarantees sliding and manufacturing characteristics that are convincingly supportive to the production process. In addition, PE shows superior surface compatibility with the most frequently used dispensing media.

The specially designed A220/A280 systems supply highly viscous media.



The vacuum barrel follower plate attaches itself perfectly to the material in the hobcock.



The air trapped between the plate and the surface of the dispensing material is removed through the plate by a vacuum pump. This way, air can no longer enter into the dispensing material and into the feeding process.

At the same time the material surface is levelled, which facilitates a constant flow of the dispensing mass. The dispensing material is pressed through the opening in the middle and into the supply lines. A controlled filling level measurement system ensures that the container is emptied completely.

	Conventional BFP	Scheugenpflug pat. Vacuum Barrel Follower Plate (A220 / A280)
Material waste during evacuation	0.50 kg (100%)	0.05 kg (10%)
Residual material in barrel	1.00 kg	0.10 kg
Total material waste per barrel change	1.50 kg	0.15 kg
Costs for material waste per barrel change (at a reasonable price of € 25/kg)	38.00 €	4.00 €
Costs for disposable vac. follower plate	0.00 €	7.33 €
Total waste costs per barrel change	38.00 €	11.33 €
1 barrel change per day, 221 days a year	8,398.00 €	2,503.93 €
Total potential savings with the vacuum barrel follower plate each year		5,894.07 €

Price reductions based on order volume available!

CONSISTENT MATERIAL QUALITY

Independent of the size of the production batch

Ultimate process reliability

MINIMAL MATERIAL WASTE

Using stored resins is possible without limitations thanks to degassing during the process

DEGASSING AND FEEDING UNIT A90 D



A90 D
Degassing
Stand-Alone



A90 D
Degassing
Backpack

Highest Requirements for the Manufactured Parts Need Absolutely Air-Free Dispensing Material.

Preventing air bubbles in the dispensing process increases production quality. Air bubbles trapped in the material during storage, transportation or filling by the manufacturer considerably increase the risk of faulty dispensing. Ideally, highly viscous dispensing materials must be bubble-free when they are extracted from the drum.

Optional:

Stand-Alone Degassing

In stand-alone operation, the degassing unit loads dispensing material from any sort of barrel, drum, tank, hose or cartridge. Then, the bubble-free material is fed into the metering and dispensing unit or filled in cartridges.

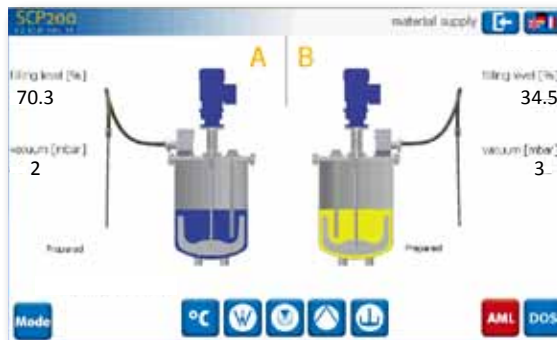
Backpack Degassing

When operated in backpack mode, the degassing unit is integrated in an A220 or A280 material preparation system. The vacuum barrel follower plate prevents air from being sucked in during feeding. The dispensing material is pumped from the hobcock, transported through the degassing unit and then processed further. This type of downstream degassing removes all residual air that was trapped in the material.

Air bubbles in the dispensing material adversely affect dispensing quality. They must be removed before the material is metered and dispensed. In a process commonly known as thin-film degassing air bubbles trapped in the material are removed using a piston pump and an applied vacuum.

CONTROL UNIT SCP200

Control Unit for Material Preparation and Feeding Units and for Manual Work Stations.



All material preparation and feeding systems as well as the manual work stations are equipped with the specially designed micro-computer controller SCP200. It monitors and controls all steps of the production process, from the docking of the follower plate, over the feeding of the dispensing material into the system, to the actual metering and dispensing itself. Operation is purely intuitive, i.e. a brief instruction of operators during the first equipment start-up is usually enough training. The SCP200 makes it easy to fulfil monitoring, maintenance and analysis tasks and thus helps the operator to perform all production processes quickly and flawlessly. All process relevant data are constantly displayed to the operator. If additional modules are added to the system, such as e.g. an agitator unit or a heater, the necessary interfaces are already included in the control unit. It is possible to switch between several languages during full operation.

The Benefits:

- Intuitive operation, plug&play
- Full-graphics display
- DIN ISO 9241 compliant 7" touch screen display
- Online language selection (DE, EN, FR, IT, NL, BG, PL, ES, CZ, HU, TR, SL, PT, RO, RU)
- USB interface
- Remote control
- Customisable user access rights

GERMANY

Scheugenpflug AG
Gewerbepark 23
93333 Neustadt a. d. Donau

Phone +49 9445 9564 0
Fax +49 9445 9564 40

vertrieb.de@scheugenpflug.de
www.scheugenpflug.de

CHINA

Scheugenpflug Resin Metering
Technologies Co., Ltd.
1st Floor, BLK 3
No 35 Hong Feng Road
Suzhou 215021

Phone +86 512 676 187 76
Fax +86 512 628 828 18

info@scheugenpflug.com.cn
www.scheugenpflug-china.com

USA

Scheugenpflug Inc.
975 Cobb Place Boulevard,
Suite 218
Kennesaw, Georgia 30144

Phone +1 770 218 0835
Fax +1 770 218 0931

sales.usa@scheugenpflug-usa.com
www.scheugenpflug-usa.com

SALES PARTNERS

BENELUX

Exmore Benelux bvba
Ketelaarstraat 8
2340 Beerse

Phone +32 14 618 666
Fax +32 14 618 675

info@exmore.com
www.exmore.com

ITALY

ATRA S.r.l
Via Roveredo 1/A
Z.I. Paradiso
33170 Pordenone

Phone +39 434 550 882
Fax +39 434 555 974

info@atra.it
www.atra.it

RUSSIA

Ostec Enterprise Ltd.
Moldavskaya str. 5/2
121467 Moscow

Phone +7 495 788 44 44
Fax +7 495 788 44 42

info@ostec-smt.ru
www.ostec-smt.ru

CZECH REPUBLIC / SLOVAKIA

AMTECH spol. s r. o.
Palackého třída 153b
621 00 Brno

Phone +420 541 225 215
Fax +420 541 228 285

amtech@amtech.cz
www.amtech.cz

KOREA

ETC CO.,LTD.
Daehyun Techno-World. # 1206
174 Ohjeon-Dong, Uiwang-Si,
Kyunggi-Do, Korea (437-753)

Phone +82 31 427 2530
Fax +82 31 427 1781

wblee@etcco.kr
www.etcco.kr

SPAIN

SINUTECH, S.A.
Sistemas Industriales
Vltregà, 3
08570 Torelló (Barcelona)

Phone +34 938 592 757
Fax +34 938 592 654

dosificacion@sinutech.es
www.sinutech.es

HUNGARY

ELAS Kft.
Diófa u. 130
1162 Budapest

Phone +36 1 222 6439
Fax +36 1 220 9401

elas@elas.hu
www.elas.hu

POLAND

TechSpeed Bendkowski, Mazur Sp.j.
ul. Stawowa 4
PL41-214 Sosnowiec

Phone +48 32 263 19 68
Mobile +48 695 330 363
Fax +48 720 20 94

office@techspeed.pl
www.techspeed.pl