

Product Range Overview



- Optical Inspection Systems
- Non-Contact Measurement
- Biomedical Microscopes
- Metallurgical Microscopes

Stereo Optical Inspection Systems

A range of patented optical systems, offering fatigue-free viewing with superb hand/eye co-ordination, for improved quality and productivity.



Vision Engineering has designed and manufactured world leading stereo optical systems for nearly 50 years. Systems range from low magnification, fixed ranged viewers for inspection and manipulation, to high magnification stereo microscopes with patented expanded-pupil technology.

All systems present the operator with high contrast, high resolution three dimensional images. Patented optics allow for fatigue-free viewing with superb hand/eye co-ordination, leading to improvements in quality and productivity.



Mantis Elite with Universal Arm

Stereo Inspection Systems

All Vision Engineering stereo inspection systems present the user with a three dimensional stereo image, offering excellent depth perception. Because the image path to each eye is different, the variations in the surface of the subject will be seen with a clarity that is not possible when viewing a photograph or a monitor image.

There are many variants and options within the stereo inspection product range. A wide range of camera and workholding options can be used with Vision Engineering stereo products. Other variants include UV and polarised light sources and ESD (Electro Static Discharge) safe microscopes. Your sales engineer or distributor will be able to advise you which is most appropriate for your inspection application.

- Patented optical technology for fatigue-free viewing
- Long working distances; large depths of field for easy sample manipulation
- Fixed and stereo zoom magnification options up to x160
- Modular systems with a wide range of options and accessories
- Entry level, low investment versions
- Bench stand or boom arm options



Mantis Stereo Viewers

The Mantis family of stereo viewers are used in tens of thousands of sites worldwide and have become an industry standard for ergonomics and high performance magnification. The unique patented spatial imaging system of Mantis increases throughput and reduces operator errors by dramatically reducing eyestrain and body fatigue. All Mantis systems have large fields of view and long working distances for superb hand-eye co-ordination and easy sample manipulation, finishing or rework.

Mantis is simple and cost-effective to use and is unrivalled for visual inspection and manipulation tasks.

To compliment the Mantis family there is also Lentis - a high performance bench magnifier incorporating the latest lens and stand technology.



Alpha with Bench Stand


Lynx with Boom Mount

Stereo Range Overview

	Magnification Range	Boom or Stand Mount	Camera Attachment	Expanded Pupil
Lentis	2.5 Dioptres	Boom Arm	N/A	N/A
Mantis	Compact	Both	N/A	Optical Head
	Elite	Both	N/A	Optical Head
	Macro	Boom Arm	N/A	Optical Head
Lynx	x3.5 - x120	Both	Digital/Video	Dynascope
Alpha	x2.1 - x160	Both	Digital/Video	ISIS Eyepieces
Beta	x2.1 - x160	Both	Digital/Video	N/A

Non-Contact Measurement Systems

Vision Engineering's range of non-contact measuring systems provide high accuracy, repeatable measurement of complex components of all materials.



Vision Engineering lead the world in the design and manufacture of non-contact measurement equipment. Thousands of manufacturers worldwide use Vision Engineering systems to measure components in a wide variety of production and quality control applications.

With configurations varying from 2-axis manual systems to fully automated Video Edge Detection (VED) 3-axis measuring platforms, there is a modular, flexible solution to virtually every optical non-contact measuring application.

Optical and Video Measurement Solutions

Accurate non-contact measurement of precision components requires high resolution, high contrast images, combined with a precision measuring stage.

Vision Engineering's optical measurement systems employ patented Dynascope™ technology to provide enhanced surface definition for fast and simple measurement. Critical parts can be measured with confidence.

Video measurement is ideal for routine applications. Vision Engineering's video measurement systems utilise a high resolution video camera to provide enhanced component edge definition for fast and simple measurement.




- Outstanding clarity - for easier definition of the component edge, even where contrast is poor
- High system accuracy
- Excellent repeatability, even with complex components
- Accurate reproducibility, with a diversity of materials
- Variety of configurations from manual to fully automated Video Edge Detection
- Modular design with a wide range of options and accessories



Patented Dynascope technology presents a clear, pure optical image to the operator through the expanded exit pupil display head. This image has not been digitised and will not suffer from loss of resolution, resulting in clear views of optically difficult parts.

Measurement applications vary widely - this is reflected in the broad range of non-contact solutions offered.

All systems come with a high level of local technical support, before and after installation.



Measurement Range Overview

	Best Accuracy XY	Stage Size	Magnification Range	Video Edge Detection	Camera Options	Control Options
Kestrel - 2 axis manual	7µm	150 x 100mm	x10 - x50	n/a	Digital/Video	QC-200 Microprocessor
Merlin - 2 axis manual	5µm	150 x 100mm	x10 - x50	Standard	Video as standard	QC-300 Microprocessor
Peregrine - 2 axis manual	7µm	150 x 100mm	x10 - x50	Standard	Digital/Video	QC-300 Microprocessor
Hawk manual - 3 axis manual high precision	5µm 2µm	150 x 150mm 200 x 150mm	x20 - x1000	Optional	Digital/Video	QC-200/QC-300 or QC-5000
Hawk motorised - 3 axis high precision	2µm	200 x 150mm	x20 - x1000	Optional	Digital/Video	QC-5000 PC software
Hawk large stage - large stage capacity	30µm 30µm	300 x 225mm 300 x 400mm	x20 - x500	Optional	Digital/Video	QC-5000 PC software

Biomed Microscopes

Vision Biomed has developed a number of patented optical techniques which allow microscope users to work more efficiently and accurately, for longer.



Vision Biomed's range of low magnification stereo viewers, inverted high magnification microscopes and routine laboratory microscopes are available for a range of tasks from observation and dissection of small subjects through to the most demanding high magnification screening applications.

Improved Operator Comfort

Many routine biomedical applications are intensive and involve repetitive microscope use. Consequently, enhancements which improve operator comfort and efficiency will be significant, leading to reduced errors.



Beta, Alpha and Mantis stereo microscopes

Vision Biomed's patented expanded-pupil technology significantly improves operator comfort by removing the need for users to precisely align their eyes with restrictive eyepieces, freeing up head movement, improving comfort and efficiency.

Expanded eyepiece modules are also available to improve the performance of other brand microscopes.

- Superior ergonomics for greater work efficiency and accuracy
- Safety goggles and spectacles can be worn comfortably without loss of clarity, colour or perspective
- Modular stereo range designed to provide flexibility for inspection and manipulation tasks
- Wide range of accessories including digital camera and image archiving software
- Cold, bright white LED illumination for the inspection of heat sensitive subjects



Patented Optical Technology

Expanded-pupil technology also means that an operator does not need to physically come into contact with the eyepiece of the microscope. In environments where there is a biological or chemical hazard, this offers a safer working solution for the operator.

The Vision Biomed range includes both upright routine laboratory and inverted tissue culture microscopes, offering versatility and a wide range of accessories, including phase contrast, darkfield and fluorescence illumination.



DX41 routine microscope

Biomed Range Overview

		Magnification Range	Boom or Stand Mount	Camera Attachment	Expanded Pupil
Lentis		2.5 Dioptres	Boom Arm	N/A	N/A
Mantis	Compact	x2 - x6	Both	N/A	Optical Head
	Elite	x2 - x20	Both	N/A	Optical Head
	Macro	x2.5 - x5	Boom Arm	N/A	Optical Head
Alpha		x2.1 - x160	Both	Digital/Video	ISIS Eyepieces
Beta		x2.1 - x160	Both	Digital/Video	N/A
DX21		x40 - x1000	Bench Stand	Digital/Video	ISIS Eyepieces
DX41		x40 - x1000	Bench Stand	Digital/Video	ISIS Eyepieces
DX61		x40 - x400	Bench Stand	Digital/Video	ISIS Eyepieces
ISIS		N/A	N/A	N/A	ISIS Eyepieces

Metallurgical Microscopes

Vision Engineering's accomplished material science microscopes provide performance and flexibility for routine applications.

Vision Engineering's routine metallurgical microscopes offer outstanding optical performance, with optimised ergonomics to allow operators to work for extended periods of time, resulting in greater efficiency.

Disciplines that utilise the DX51 include manufacturers of electronic devices, ceramics, wear debris and plastics.

- Infinity optical system offering excellent contrast and resolution
- Range of illumination techniques including brightfield and polarised light
- Modular multimedia solutions for image capture, archiving, analysis and documentation
- Modular design provides flexibility for easy upgrade



DX51 metallurgical microscope

Metallurgical Range Overview

	Magnification Range	Boom or Stand Mount	Camera Attachment	Expanded Pupil
DX51	x40 - x400	Bench Stand	Digital/Video	N/A

Vision Engineering also provides...

Support

With international representation, Vision Engineering responds to customer demand with speed, efficiency and innovative solutions. Highly trained distributors provide every customer with the world class support they have grown to expect before and after every sale.

4 manufacturing sites, 7 direct international sales offices and a network of international distributors offer an unbeatable level of support, today and in the future.

Technology

Utilising multiple patents in image projection and exit pupil expansion technologies, Vision Engineering provides users with high contrast, high resolution images along with unmatched ergonomic advantages.

What does this mean to the microscope user?

- Increased efficiency
- Greater accuracy
- Reduced errors

Solutions

Vision Engineering optical systems are used by engineers and scientists worldwide. The systems are designed to be modular, allowing users the flexibility to customise a system that meets the immediate requirement or to add future options as needs change.

More than 300,000 Vision Engineering systems have been delivered to provide inspection and measurement solutions worldwide.

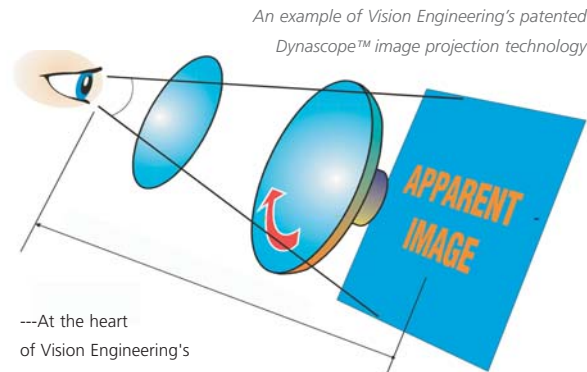
Ergonomic Excellence

Patented Optical Technology

Vision Engineering's reputation is built on innovative design, advanced optical technology and ergonomically superior products. The product range incorporates a range of exit pupil expansion technology patents.

When the exit pupil is generated by microscope technology, resolution, contrast and colour fidelity are maximised, vital when viewing optically difficult objects to clearly define intricate and low contrast detail.

Expanding the exit pupil results in the maximum axial and radial head freedom, vital for viewing tasks that take a long time or require repeated and precise checks. The combination of microscope resolution, image quality and patented exit pupil expansion result in sustainable operator accuracy, speed and efficiency.



---At the heart of Vision Engineering's patented technology lies a rotating multi-lenticular (multi-lens) disc, composed of millions of lenticules (lenses), which act as independent image forming surfaces with diameters of a few microns each.

The disks spin at high speed to merge the millions of individual optical paths into an aberration-free, high-clarity image.

For more information...

Vision Engineering has a network of offices and technical distributors around the world. For more information, please contact your Vision Engineering branch, local authorised distributor, or visit our website.

Vision Engineering Ltd.
(Manufacturing)
Send Road, Send, Woking,
Surrey, GU23 7ER, England
Tel: +44 (0) 1483 248300
Fax: +44 (0) 1483 223297
Email: generalinfo@visioneng.com

Vision Engineering Inc.
(Manufacturing & Commercial)
570 Danbury Road, New Milford,
CT 06776 USA
Tel: +1 (860) 355 3776
Fax: +1 (860) 355 0712
Email: info@visioneng.com

Vision Engineering Ltd.
(Central Europe)
Anton-Pendele-Str. 3,
82275 Emmering, Germany
Tel: +49 (0) 8141 40167-0
Fax: +49 (0) 8141 40167-55
Email: info@visioneng.de

Vision Engineering Ltd.
(France)
1 Rue de Terre Neuve, ZA Courtaboeuf,
91967 Les Ulis Cedex, France
Tel: +33 (0) 164 46 90 82
Fax: +33 (0) 164 46 31 54
Email: info@visioneng.fr

Vision Engineering Ltd.
(Commercial)
Monument House, Monument Way West,
Woking, Surrey, GU21 5EN, England
Tel: +44 (0) 1483 248300
Fax: +44 (0) 1483 248301
Email: generalinfo@visioneng.com

Vision Engineering Inc.
(Commercial West Coast USA)
745 West Taft Avenue, Orange,
CA 92865 USA
Tel: +1 (714) 974 6966
Fax: +1 (714) 974 7266
Email: info@visioneng.com

Nippon Vision Engineering
(Japan)
272-2 Saedo-cho, Tsuduki-ku,
Yokohama-shi, 224-0054, Japan
Tel: +81 (0) 45 935 1117
Fax: +81 (0) 45 935 1177
Email: info@visioneng.jp

Vision Engineering Ltd.
(Italy)
Via Cesare Cantù, 9
20092 Cinisello Balsamo MI, Italy
Tel: +39 02 6129 3518
Fax: +39 02 6129 3526
Email: info@visioneng.it

Vision Engineering Ltd
(China)
11J, International Ocean Building,
720 Pudong Avenue, Shanghai,
200120, P.R. China
Tel: +86 (0) 21 5036 7556
Fax: +86 (0) 21 5036 7559
Email: info@visioneng.com.cn

Vision Engineering
(India)
Tel: +91 (022) 2613 0699
Fax: +91 (022) 2610 3845
Email: info@visioneng.co.in

Distributor:

AMTECH spol. s r.o.
Banskobystrická 141, 621 00 Brno
Kancelář : Palackého tř. 153b, 621 00 Brno
tel.: +420 541 225 215 fax:+420 541 228 285
email: amtech@amtech.cz
www.amtech.cz



Visit our multi-lingual website:

www.visioneng.com